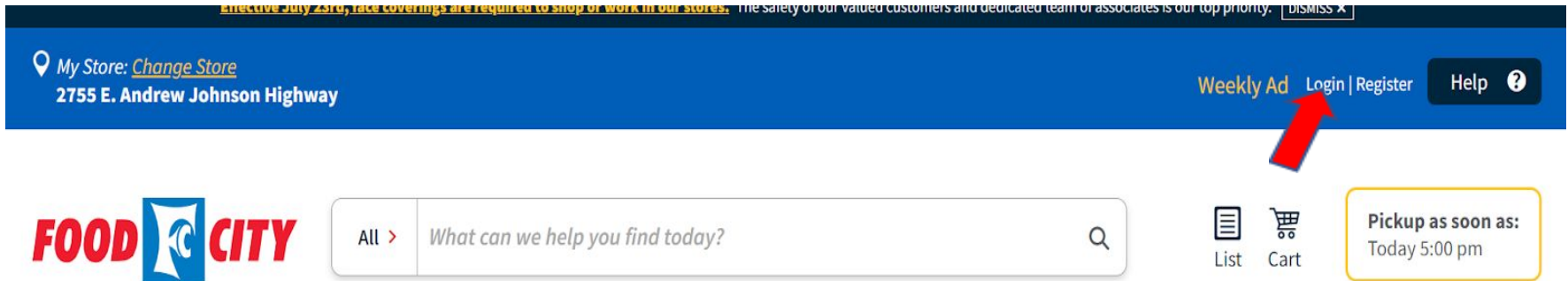


# School Bucks 2020-2021 Guide

## How do I update/add a school to my Valucard?

Customers can update/add their school to their Valucard from their online account at <https://www.foodcity.com/> (**Schools are no longer added at the register with a PLU**. If a PLU is used an error message will be displayed and the school will not be registered to the customer's card)

1. First **login** to the Food City online account



Effective July 2020, face coverings are required to shop or work in our stores. The safety of our valued customers and dedicated team of associates is our top priority. [DISMISS X]

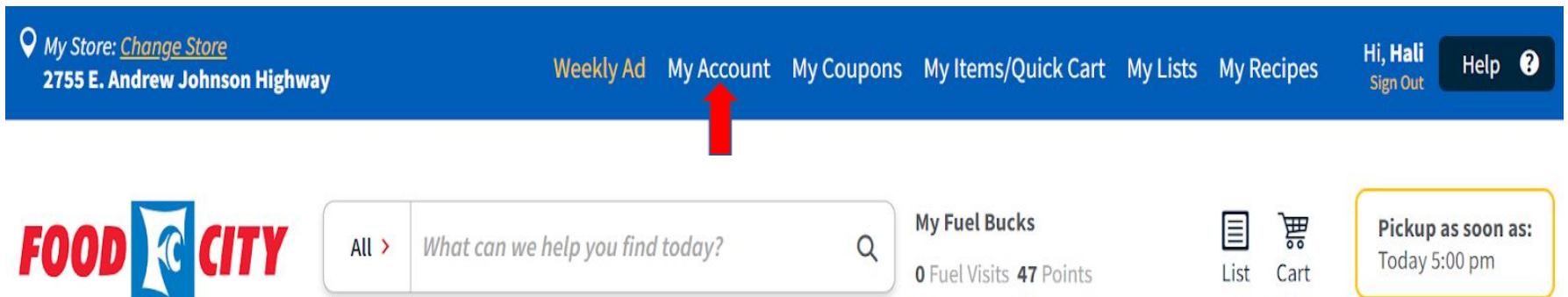
My Store: [Change Store](#)  
2755 E. Andrew Johnson Highway

Weekly Ad [Login | Register](#) Help ?

**FOOD CITY** All > What can we help you find today?

List Cart Pickup as soon as: Today 5:00 pm

2. Once logged in, click **My Account** at the top of the page.



My Store: [Change Store](#)  
2755 E. Andrew Johnson Highway

Weekly Ad [My Account](#) My Coupons My Items/Quick Cart My Lists My Recipes Hi, Hali Sign Out Help ?

**FOOD CITY** All > What can we help you find today?

My Fuel Bucks  
0 Fuel Visits 47 Points

List Cart Pickup as soon as: Today 5:00 pm

3. From there, click **Update School**

**Hi, Hali!**

ValuCard Number

**Dashboard**

Account Settings

My Orders

ValuCards

Gift Cards

My Store

My Lists

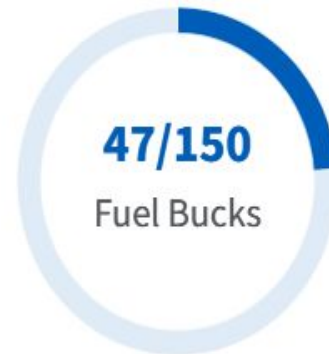
My Recipes

My Items/Quick Cart

— You Saved: **\$0.00**

103 Fuel Bucks needed to earn another Fuel Visit

— You have **0 Fuel Visits**



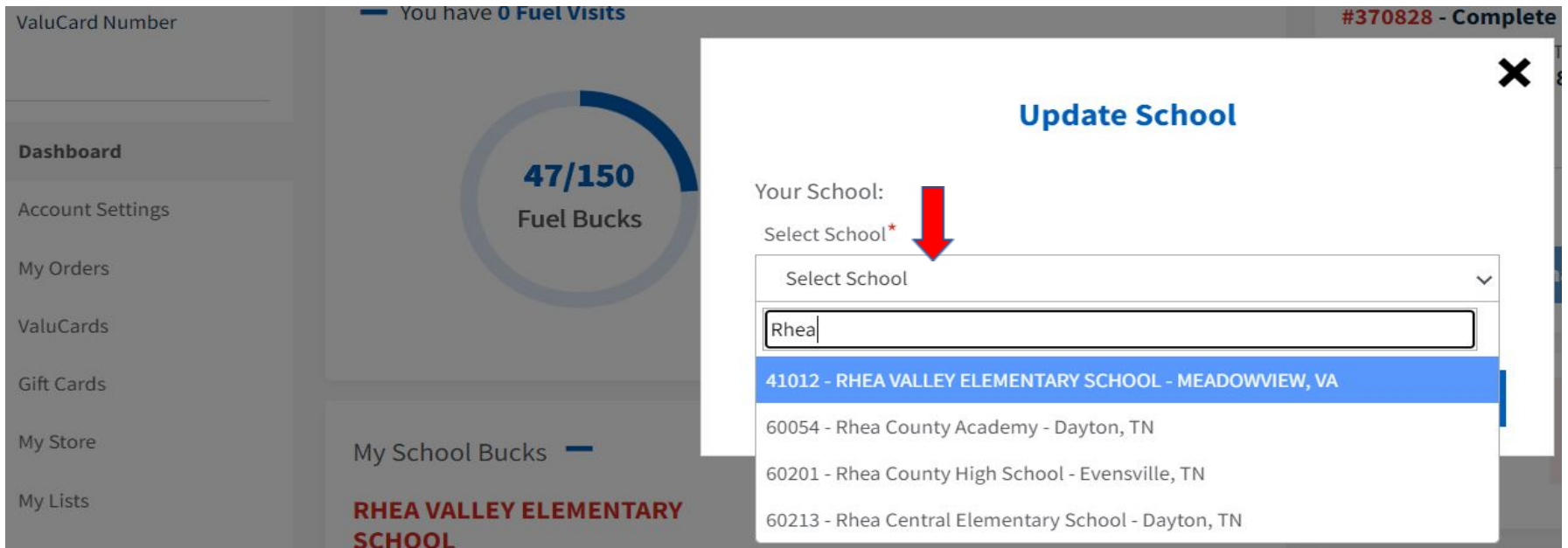
My School Bucks —

**RHEA VALLEY ELEMENTARY  
SCHOOL**

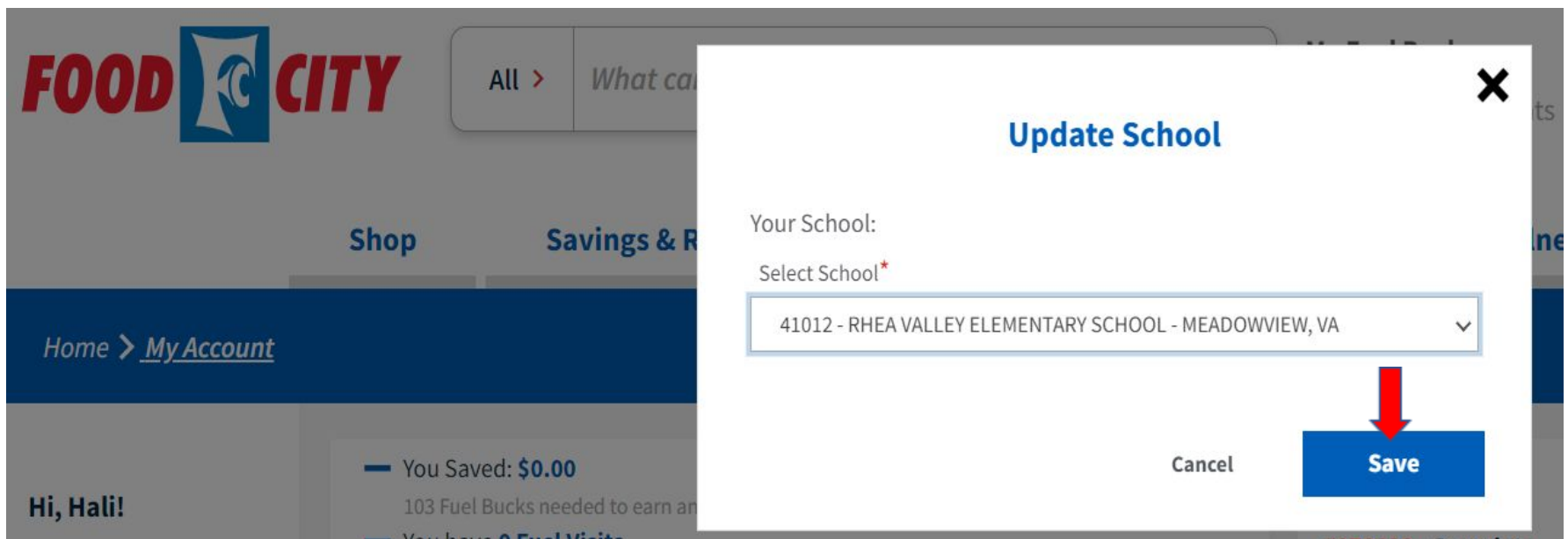
Please email [schoolbucks@foodcity.com](mailto:schoolbucks@foodcity.com)

Update School 

4. Enter and select the requested school



5. Click **Save** to add the school to the card



6. A confirmation message should appear that ***“Your school has been updated!”***

